



Перечень технических данных

# Содержание

## Машина

### **Машинная пильная шина**

Коды изделий.....	5
Модели.....	6
Шлицы.....	6
Крепления.....	7
Таблица рекомендаций.....	10

### **Цепи**

Модели.....	22
-------------	----

### **Носовое колесо**

Модели.....	22
-------------	----

### **Ведущее колесо**

Модели.....	23
-------------	----

## Бензопила

### **Пильная шина бензопилы**

Таблица рекомендаций.....	24
---------------------------	----

# Коды изделий Машинная пильная шина

## W2501-75VS

### Исполнение

W = Wide

### Ширина канавки

= 1.6 mm

2 = 2.0 mm

### Тип пильной шины

3 = Обработка пней 10 mm Шлицы

5 = Обработка пней 15 mm Шлицы

7 = R7 Стандарт 10 mm Шлицы

8 = R8 Стандарт 15 mm Шлицы

### Крепление

00

01

10

11

11 P

### Обработка пней

H = Правый (SP, Rottne, Tapio, Ponsse, Logmax, Keto, Logset)

V = Левый (Valmet, Lako, Timberjack /John Deere, Cat, Woodking, Viking)

S = SuperCut (Valmet, Входное отверстие stubbsida)

K = Keto (Входное отверстие 34,6 mm от переднего края Шлицы)

### Длина (см)

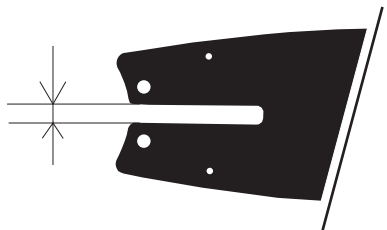
R7	R8
42	45
48	50
54	55
59	60
64	67,5
65	75
75	82,5
80	90
88	100
90	115
95	
100	
113	

# Машинная пильная шина

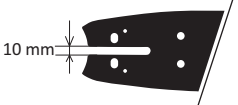
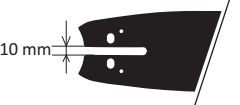



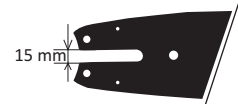


## Модели



		Стандарт	Обработка пней
<i>R7</i>	Гомогенная машинная пильная шина Шлиц 10 мм		
<i>R8</i>	Гомогенная машинная пильная шина Шлиц 15 мм		
<i>R9</i>	Гомогенная машинная пильная шина для цепи 3/4"		

## Шлицы

<i>R7</i>	10 mm	
<i>R8</i>	15 mm	










## Крепления










	700	701	710	711	711 P
R7	 <p>10 mm</p> <p>10-12 Зубцы</p>	 <p>10 mm</p> <p>10-12 Зубцы</p>	 <p>10 mm</p> <p>13-15 Зубцы</p>	 <p>10 mm</p> <p>13-15 Зубцы</p>	 <p>10 mm</p> <p>16-17 Зубцы</p>
R8	 <p>15 mm</p> <p>10-12 Зубцы</p>	 <p>15 mm</p> <p>13-15 Зубцы</p>	 <p>15 mm</p> <p>16-17 Зубцы</p>		

	<p><b>C</b></p>  <p>L DL 31" 52 34" 56 36" 59</p> <p>Подходит CTR</p>	<p><b>LM</b></p>  <p>L DL 34" 55</p> <p>Подходит LOGMAX</p>	<p><b>TL</b></p>  <p>L DL 31" 50 34" 54</p> <p>Подходит TIMBERLINE</p>
	<p><b>FP</b></p>  <p>L DL 38" 60</p> <p>Подходит FIBER PAC</p>	<p><b>P</b></p>  <p>L DL 28" 47 36" 56 43" 65</p> <p>Подходит PIRCE PACIFIC</p>	<p><b>WA</b></p>  <p>L DL 28" 45 31" 48</p> <p>Подходит WARATAH</p>
	<p><b>K</b></p>  <p>L DL 17" 32 24"</p> <p>Подходит KETO</p>	<p><b>R</b></p>  <p>L DL 35" 54</p> <p>Подходит RISLEY</p>	<p><b>WB</b></p>  <p>L DL 36" 57 38" 59</p> <p>Подходит WARATAH</p>
<b>R9</b>	<p><b>S</b></p>  <p>L DL 43" 66</p> <p>Подходит SATCO</p>	<p><b>T</b></p>  <p>L DL 34" 55 36" 57 38" 60 43" 66 48" 72 53" 81</p> <p>Подходит DC, E-LIMB-TOR, ERI, FABTEC, FORTEC HAHN, HYTEC, SILVER STREAK, TIMBCO</p>	<p><b>WC</b></p>  <p>L DL 32" 52 38" 59</p> <p>Подходит WARATAH</p>
	<p><b>H</b></p>  <p>L DL 36" 56 40" 60 45" 67</p> <p>Подходит HULTDINS, KETO, LAKO/AFM, TIMBERJACK</p>		










# Машинная пильная шина










## Таблица рекомендаций










	Длина (см)	Шаг зубцов	Соединения	Ведущее колесо	R7 (1.6 mm)	R7 (2.0 mm)	R8 (1.6 mm)	R8 (2.0 mm)	R9
									
<b>AFM</b> 45L, 45 Corona 50L, 50 Corona 58 Husky, 60, all models 75 80 Magnum, all models 75 90	64 64 64 75 75 90	.404" .404" .404" .404" .404" .404"	76 76 76 87 89 102	C13-404 C13-404 C13-404 C13-404 C13-404 C13-404	701-64 701-64 701-64 701-75 711-75 711-90	2701-64 2701-64 2701-64 2701-75 2711-75 2711-90			
<b>ARBRO</b> 400 Arbro Stroke 1000	48 64	.404" .404" .404"	53 58 74	B10-404	701-42 701-48 701-64	2701-42 2701-48 2701-64			
<b>BELL</b> T, superT, Ultra C TH 120	75 90 64	.404" .404" .404"	93 105 73	C11-404 C11-404 C10-404	703-75 703-90 701-64	2703-75 2703-90 2701-64			
<b>CATERPILLAR</b> HH45 HH55 HH65 HH75	54 64 64 75	.404" .404" .404" .404"	66 75 75 86	C12-404 A14-404 A14-404 A14-404	701-54 711-64 711-64 711-75	2701-54 2711-64 2711-64 2711-75			
<b>CHARLIER</b> CH552	75	.404"	85	C11-404	700-75	2700-75			
<b>CRANAB</b> S-14 Grapple Saw	75 82 90	.404" .404" .404"	89 96 104	A14-404 A14-404 A14-404			811-75 811-82 811-90	2811-75 2811-82 2811-90	
<b>CTR</b> 314 Delimber	31" 34"	3/4" 3/4"	52 56						C31 C34
<b>DC</b>	34" 36" 38"	3/4" 3/4" 3/4"	55 57 60						T34 T36 T38










	Длина (см)	Шаг зубцов	Соединения	Ведущее колесо	R7 (1.6 mm)	R7 (2.0 mm)	R8 (1.6 mm)	R8 (2.0 mm)	R9
									
<b>DENARCO</b> D55/56 DH550, DP550 HM1290-50 TOP SAW SH500 HM1290 BUTT SAW HM1790 SH500  DT, DM3000, DM3500 D55, 56, 86	75 75 64 64 75 75 54 64  75 80 88 90 100 113	.404" .404" .404" .404" .404" .404" .404" .404"  .404" .404" .404" .404" .404" .404"	86 87 74 74 88 88 64 74  87 92 97 99 110 126	C11-404 C12-404 C11-404 C11-404 C11-404 C11-404 B10-404 B10-404  C11-404 C11-404 C11-404 C11-404 C14-404 C14-404	700-75 700-75 700-64 700-64 700-75 700-75 701-54 701-64  700-75 700-80 700-88 700-90 710-100 710-113	2700-75 2700-75 2700-64 2700-64 2700-75 2700-75 2701-54 2701-64  2700-75 2700-80 2700-88 2700-90 2710-100 2710-113			
<b>ERGOMET</b> ERGOMASTER 500 ERGOMASTER 600	59 75	.404" .404"	69 85	B10-404 C11-404	701-59 700-75	2701-59 2700-75			
<b>E-LIMB-N-TOR</b>	34" 36" 38"	3/4" 3/4" 3/4"	55 57 60						T34 T36 T38
<b>ERI</b>	34" 36" 38" 43"	3/4" 3/4" 3/4" 3/4"	55 57 60 66						T34 T36 T38 T43
<b>FABTEC FT240, FT180</b>  FG22	34" 36" 75	3/4" 3/4" .404"	55 57 85		700-75	2700-75			T34 T36
<b>FARMI</b> Farmi 37, 45 Farmi 55	54 64	.404" .404"	64 74		701-54 700-64	2701-54 2700-64			





















	Длина (см)	Шаг зубцов	Соединения	Ведущее колесо	R7 (1.6 mm)	R7 (2.0 mm)	R8 (1.6 mm)	R8 (2.0 mm)	R9
									
<b>FIBERPAC</b>	38"	3/4"	60						
<b>FOREST ONE</b>									
450	54	.404"	65		701-54	2701-54			
535	59	.404"	69		701-59	2701-59			
700	64	.404"	76		701-64	2701-64			
<b>FORTEC</b>									
	34"	3/4"	55						T34
	36"	3/4"	57						T36
	38"	3/4"	60						T38
850 Processor	64	.404"	76		711-64	2711-64			
<b>FX</b>									
350	42	.404"	53	B10-404	701-42	2701-42			
450	54	.404"	64	B10-404	701-54	2701-54			
550	64	.404"	74	B10-404	701-64	2701-64			
650	75	.404"	85	B12-404	701-75	2701-75			
<b>HAHN</b>									
	34"	3/4"	55						T34
	36"	3/4"	57						T36
	38"	3/4"	60						T38
	43"	3/4"	66		701-54	2701-54			T43
<b>HAS TRADING</b>									
Lill Trumf, Stor Trunf	54	.404"	65		711-64 711-75	2711-64 2711-75			
<b>HARRICANA</b>									
Delimber HM 1290-50	64 75	.404" .404"	76 88						










	Длина (см)	Шаг зубцов	Соединения	Ведущее колесо	R7 (1.6 mm)	R7 (2.0 mm)	R8 (1.6 mm)	R8 (2.0 mm)	R9
									
<b>HYTEC</b>	34" 36"	3/4" 3/4"	55 57						T34 T36
<b>HULTDINS</b> SuperCut 100	75 82 90	.404" .404" .404"	88 95 102	C14-404 C14-404 C14-404			811-75 811-82 811-90	2811-75 2811-82 2811-90	
SuperSaw 550	90 100	.404" .404"	99 109	C11-404 C11-404	700-90 700-100	2700-90 2700-100			
SuperCut 300, Superfell 851	40" 45"	3/4" 3/4"	60 67						H40 H45
<b>HSP Grapple Saw</b> 024 028 035, 040 055	59 64 75 88		69 74 85 96	B11-404 B11-404 C11-404 C11-404	701-59 701-64 701-75 700-88	2701-59 2701-64 2701-75 2700-88			
<b>HTS</b> FB 550 HP 300	48 54		59 64		701-48 701-54	2701-48 2701-54			
<b>HYPRO</b>	54		67	B12-404	701-54	2701-54			
<b>IW</b> IW 35 DA 90	42 54		53 64		701-42 701-54	2701-42 2701-54			
<b>KESLA</b> 350, 400 RH Foresteri 18 RH Foresteri 22 RH Foresteri 25 RH 400 SH, 405 RH 505 RH, 506 SH L-F Delimber	42 54 64 75 54 75 54		53  76 87 64 87 65	  C13-404 C13-404  C13-404	701-42 701-54 711-64 711-75 701-54 711-75 701-54	2701-42 2701-54' 2711-64 2711-75 2701-54 2711-75 2701-54			










	Длина (cm)	Шаг зубцов	Соединения	Ведущее колесо	R7 (1.6 mm)	R7 (2.0 mm)	R8 (1.6 mm)	R8 (2.0 mm)	R9
									
<b>KETO</b> Forst 14" Forst 16" 51, 51LD, 51 Victor, 100 100, 150 150, 500L/HS, 525, 525TS 500HD  525 Top Saw 750, 1000 Top Saw	42 48 54 64  75 80 40" 42 48	.404" .404" .404" .404"  .404" .404" 3/4" .404" .404"	53 58 64 74  85 90 60 53 59	  B9-404 C11-404  C11-404 C11-404	701-42 701-48 701-54 701-64  701-75 701-80  701-42 701-48	2701-42 2701-48 2701-54 2701-64  2701-75 2701-80  2701-42 2701-48			H40
<b>LAKO FOREST</b> 40 50 80	64 75 88	.404" .404" .404"	77 89 97		701-64 711-75 701-88	2701-64 2711-75 2701-88			
<b>LAKO</b> 450 550 550/650 650	64 64 75 90	.404" .404" .404" .404"	77 78 88 104	C11-404 C13-404 C13-404 C13-404	701-64 711-64 711-75 711-90	2701-64 2711-64 2711-75 2711-90			
<b>LOGLOGIC</b> 420	64	.404"	74		701-64	2701-64			
<b>LOGMA</b>	75	.404"	85		700-75	2700-75			
<b>LOGSET</b> 5-55 6-55 5-55L 6-65	64 64 75 75	.404" .404" .404" .404"	75 75 86 86	B11-404 C11-404 B11-404 C11-404	701-64 701-64 701-75 701-75	2701-64 2701-64 2701-75 2701-75			

	Длина (см)	Шаг зубцов	Соединения	Ведущее колесо	R7 (1.6 mm)	R7 (2.0 mm)	R8 (1.6 mm)	R8 (2.0 mm)	R9
									
<b>LOG MAX</b>									
GM425, GM626, GM728, GM828	42	.404"	53	B9-404	701-42	2701-42			
GM828ESB, GM928	48	.404"	58	B9-404	701-48	2701-48			
GM840, GM841	64	.404"	74	C12-404	701-64	2701-64			
GM840, GM842, F2 tensioner	64	.404"	75	C12-404	701-64	2701-64			
GM650 LogMax (10)	75	.404"	85	B11-404	701-75	2701-75			
GM650 LogMax (19)	75	.404"	85	C12-404	701-75	2701-75			
GM650, GM750, F2 tensioner	75	.404"	86	C12-404	701-75	2701-75			
GM750 LogMax (19)	75	.404"	85	C12-404	701-75	2701-75			
LOGMAX 3000	59	.404"	69	C11-404	701-59	2701-59			
LOGMAX 3000	59	.404"	70	C12-404	701-59	2701-59			
LOGMAX 3000, F2 tensioner	59	.404"	71	C12-404	701-59	2701-59			
LOGMAX 4000	59	.404"	69	C11-404	701-59	2701-59			
LOGMAX 4000	59	.404"	70	C12-404	701-59	2701-59			
LOGMAX 4000, F2 tensioner	59	.404"	71	C12-404	701-59	2701-59			
LOGMAX 5000 std	64	.404"	74	C12-404	701-64	2701-64			
LOGMAX 5000 std, F2 tensioner	64	.404"	75	C12-404	701-64	2701-64			
LOGMAX 5000 ESB, HD, Slim	75	.404"	85	C12-404	701-75	2701-75			
LOGMAX 5000 ESB, HD, Slim Saw 98 XL	75	.404"	86	C12-404			801-75	2801-75	
LOGMAX 5000 ESB, HD, Slim F2 tens	75	.404"	86	C12-404	701-75	2701-75			
LOGMAX 6000 Slim	75	.404"	85	C12-404	701-75	2701-75			
LOGMAX 6000 Slim	80	.404"	90	C12-404	701-80	2701-80			
LOGMAX 6000 Slim Saw 98 XL	75	.404"	86	C12-404			801-75	2801-75	
LOGMAX 6000 Slim Saw 98 XL	82,5	.404"	93	C12-404			801-82	2801-82	
LOGMAX 6000 Slim, F2 tensioner	75	.404"	86	C12-404	701-75	2701-75			
LOGMAX 6000 Slim, F2 tensioner	80	.404"	91	C12-404	701-80	2701-80			
LOGMAX 7000 Std, HD, Slim	75	.404"	85	C12-404	701-75	2701-75			
LOGMAX 7000 Std, HD, Slim	80	.404"	90	C12-404	701-80	2701-80			
LOGMAX 7000 Std, HD, Slim Saw 98 XL	75	.404"	86	C12-404			801-75	2801-75	
LOGMAX 7000 Std, HD, Slim Saw 98 XL	82,5	.404"	93	C12-404			801-82	2801-82	
LOGMAX 7000 Std, HD, Slim, F2 tens.	75	.404"	86	C12-404	701-75	2701-75			
LOGMAX 7000 Std, HD, Slim, F2 tens.	80	.404"	91	C12-404	701-80	2701-80			
LOGMAX 7000XT Std	86	3/4"	53	C12-404					H34
LOGMAX 7000XT Std	75	.404"	92	C12-404			811-75	2811-75	
LOGMAX 7000XT Option	82,5	.404"	99	C12-404			811-82	2811-82	
LOGMAX 9000	75	.404"	85	C12-404	701-75	2701-75			
LOGMAX 9000	80	.404"	90	C12-404	701-80	2701-80			
LOGMAX 9000 Saw 98 XL	82,5	.404"	93	C12-404			801-82	2801-82	
LOGMAX 9000 Saw 98 XL	90	.404"	101	C12-404			801-90	2801-90	
LOGMAX 9000, F2 tensioner	75	.404"	86	C12-404	701-75	2701-75			
LOGMAX 9000, F2 tensioner	80	.404"	91	C12-404	701-80	2701-80			










	Длина (cm)	Шаг зубцов	Соединения	Ведущее колесо	R7 (1.6 mm)	R7 (2.0 mm)	R8 (1.6 mm)	R8 (2.0 mm)	R9
									
<b>MARQUIS</b> DS3500	75	.404"	85	C11-400	700-75	2700-75			
<b>NIAB</b>	54	.404"	64		701-54	2701-54			
<b>NOKKA</b> 51, 350, 400 KP40, KP10	42 48	.404" .404"	53 58		701-42 701-48	2701-42 2701-48			
<b>NORCAR</b> 400H/H35 490H/100, 640H/100 660H/H60	48 54 64	.404" .404" .404"	58 64 74	B11-404 B11-404 B11-404	701-48 701-54 701-64	2701-48 2701-54 2701-64			
<b>NORMET</b> KH35B Farmi 37, 45 Farmi 55	42 54 64	.404" .404" .404"	53 64 74		701-42 701-54 701-64	2701-42 2701-54 2701-64			
<b>PATU</b> 400SH, 405RH 505RH	54 75	.404" .404"	65 87		701-54 711-75	2701-54 2711-75			
<b>PIERCE PACIFIC</b> HTH20, HTH26	59 75 90 113	.404" .404" .404" .404"	70 87 100 124		701-59 710-75 710-90 710-113	2701-59 2710-75 2710-90 2710-113			
PTH24 Top Saw	64	.404"	78		701-64	2701-64			
PTH24 Butt Saw	36"	3/4"	56						
HSD3345,2825 Top Saw	28"	3/4"	47						
	75	.404"	87		710-75	2710-75			
HSD3345 Butt Saw	43"	3/4"	65						P36 P28
HSD2845 Butt Saw	100	.404"	111		710-100	2710-100			P43










	Длина (см)	Шаг зубцов	Соединения	Ведущее колесо	R7 (1.6 mm)	R7 (2.0 mm)	R8 (1.6 mm)	R8 (2.0 mm)	R9
									
<b>PIKA</b> 28, 36, 37, 46, 300, 350, 355 45 35, 450, 455 38, 48, 550, 555, 600 700	42 48 54 64 75	.404" .404" .404" .404" .404"	53 58 65 73 84	B10-404	701-42 701-48 701-54 701-64 700-75	2701-42 2701-48 2701-54 2701-64 2700-75			
<b>PONSSE</b> H40, H50 H50 H53 H53, H60, H73 H60, H73 With 30cc motor	54 59 64 64 75 67 75 82	.404" .404" .404" .404" .404" .404" .404" .404"	65 70 77 76 87 82 89 98	B9-404 B10-404 C16-404 C13-404 C13-404 C16-404 C16-404 C16-404	701-54 701-59 711-64 P 711-64 711-75	2701-54 2701-59 2711-64 P 2711-64 2711-75	811-67 P 811-75 P 811-82 P	2811-67 P 2811-75 P 2811-82 P	
<b>QUADCO</b> Top Saw 4500, 6300, 5600	42	.404"	53		701-42	2701-42			
<b>RCSSKOGSMEKANIK</b> RC200, RC380P RC 380S Rane	64 75 54	.404" .404" .404"	74 85 65		701-64 701-75 701-54	2701-64 2701-75 2701-54			
<b>RISLEY</b> Rolly 11 Top Saw	64	.404"	74		701-64	2701-64			
<b>ROBIN</b> 970. 975.	90 54	.404" .404"			700-90 701-54	2700-90 2701-54			
<b>ROTOBEC</b> RSG250	64 75	.404" .404"	74 85		700-64 700-75	2700-64 2700-75			

	Длина (cm)	Шаг зубцов	Соединения	Ведущее колесо	R7 (1.6 mm)	R7 (2.0 mm)	R8 (1.6 mm)	R8 (2.0 mm)	R9
									
<b>ROTTNE</b> EGS 88/88B EGS 85/85B EGS 400, 402 EGS 550 EGS 590  EGS 600/600B-S6 EGS 600/600B-S7 EGS 600/602/604  EGS 700 RF 81/87, RF 700-S2 RF 700-S3	54 64 59 75 75 75 75 80 80 90 88 88	.404" .404" .404" .404" .404" .404" .404" .404" .404" .404" .404" .404"	65 74 71 87 87 86 85 87 93 92 101 96 98	C11-404 C11-404 B11-404 C14-404 C12-404 C12-404 C11-404 C14-404 C16-404 C14-404 C12-404 C11-404 C14-404	701-54 701-64 701-59 R 711-75  701-75 711-75 711-80 P 711-80 700-88 710-88	2701-54 2701-64 2701-59 R 2711-75  2701-75 2711-75 2711-80 P 2711-80 2700-88 2710-88	801-75 801-75      801-90	2801-75 2801-75      2801-90	
<b>SIFOR</b> 500.	64	.404"	73		701-64	2701-64			
<b>SILVER STREAK</b>	34" 36" 38" 43"	3/4" 3/4" 3/4" 3/4"	55 57 60 66						
<b>SP</b> SP730, SP 21, FX350 SP735/45, SP740, FX450 FX550 SP551 FX650, FX750 SP 451 LF  SP 551 LF 2	42 54 64 64 75 54 59 64 60 67 75	.404" .404" .404" .404" .404" .404" .404" .404" .404" .404" .404"	53 64 74 75 85 66 70 74 72 79 86	B10-404 B10-404 B10-404 C12-404 B12-404 C12-404 C12-404 C12-404 C12-404 C12-404 C12-404	701-42 701-54 701-64 701-64 701-75 701-54 701-59 701-64  701-64	2701-42 2701-54 2701-64 2701-64 2701-75 2701-54 2701-59 2701-64  2701-64	801-60 801-67 801-75	2801-60 2801-67 2801-75	
<b>SILVATEC</b> 230, 235 330, 335, 440, 445 555, 560 14T 87, 84 665	54 64 75 75 90	.404" .404" .404" .404" .404"	64 73 84 87 99	B10-404 B10-404 B10-404 B14-404 B14-404	701-54 701-64 701-75 710-75 710-90	2701-54 2701-64 2701-75 2710-75 2710-90			

	Длина (cm)	Шаг зубцов	Соединения	Ведущее колесо	R7 (1.6 mm)	R7 (2.0 mm)	R8 (1.6 mm)	R8 (2.0 mm)	R9
									
<b>SKOGSMEKAN</b> Ms 856 W.o chain tensioner 85DL	75	.404"	86	C11-404	701-75	2701-75			
<b>SUNNE</b> SMT35, SMT45  SMT55	42 54 64	.404" .404" .404"	53 64 74	B10-404 B12-404 B12-404	701-42 701-54 701-64	2701-42 2701-54 2701-64			
<b>TAPIO</b> 400, T33OR, T55OR  400, T55OR 600 EGS 70 BC	42 48 54 64 75	.404" .404" .404" .404" .404"	53 58 65 73 85	B11-404 B11-404 B11-404 B11-404 B11-404	701-42 701-48 701-54 701-64 700-75	2701-42 2701-48 2701-54 2701-64 2700-75			
<b>TARGET</b> Processor/Delimiter	75 88	.404" .404"	85 97	C11-404 C11-404	700-75 700-88	2700-75 2700-88			
<b>TEVA</b> 400 TP 01 TP 02	54 64 64 75	.404" .404" .404" .404"	65 73 76 87	B11-404 B11-404	701-54 701-64 711-64 711-75	2701-54 2701-64 2711-64 2711-75			
<b>TIMBCO</b> Processor Saw Head 24, 28, 33	75 34" 36" 38" 43"	.404" 3/4" 3/4" 3/4" 3/4"	85 55 57 60 66	C11-404	700-75	2700-75			T34 T36 T38 T43
<b>TIMBERTEC</b> RTL-95, RST-42, RST-84	75	.404"	85		700-75	2700-75			
<b>TUFAB</b> GS301 GS302	42 48	.404" .404"	52 58		701-42 701-48	2701-42 2701-48			
<b>TUIKO</b> P260	48	.404"	58		701-48	2701-48			



	Длина (cm)	Шаг зубцов	Соединения	Ведущее колесо	R7 (1.6 mm)	R7 (2.0 mm)	R8 (1.6 mm)	R8 (2.0 mm)	R9
									
<b>TIMBERJACK/JOHN DEERE</b> 730, 731, 732, 732B, 735	42	.404"	53	B10-404	701-42	2701-42			
	54	.404"	64	B10-404	701-54	2701-54			
746, 732C	59	.404"	69	B10-404	701-59	2701-59			
742	59	.404"	70	B12-404	701-59	2701-59			
745	64	.404"	74	C11-404	701-64	2701-64			
746B, 746C, 762	64	.404"	74	B12-404	701-64	2701-64			
642	75	.404"	84	B12-404	701-75	2701-75			
755, 755B, 756, 756B	75	.404"	84	B12-404	700-75	2700-75			
750, 758, 762B	75	.404"	85	C11-404	701-75	2701-75			
762C	80	.404"	90	C12-404	701-80	2701-80			
732C SuperCut	55	.404"	67	B10-404			801-55	2801-55	
742 SuperCut	60	.404"	70	B11-404			801-60	2801-60	
742, 754 SuperCut	67	.404"	78	B11-404			801-67	2801-67	
742, 754 SuperCut	67	.404"	79	B12-404			801-67	2801-67	
745 SuperCut	75	.404"	86	C11-404			801-75	2801-75	
752, 754, 762 SuperCut	75	.404"	86	C12-404			801-75	2801-75	
758 SuperCut	82	.404"	93	C11-404			801-82	2801-82	
762 SuperCut	75	.404"	86	C12-404			801-75	2801-75	
762, 270, 480 SuperCut	82	.404"	94	C12-404			801-82	2801-82	
Fiberpac	38"	3/4"	58						FP38
<b>TIMBERLINE</b> ST3520, ST3530	31"	3/4"	50						TL31
	34"	3/4"	54						TL34
<b>VALMET</b>									
	42	.404"	53	A10-404	701-42	2701-42			
935, 942, 945, 948, 330	54	.404"	64	A10-404	701-54	2701-54			
945 Tensioner	64	.404"	74	A11-404	701-64	2701-64			
960	64	.404"	74	A12-404	701-64	2701-64			
960 Tensioner	64	.404"	76	A14-404	711-64	2711-64			
960 Tensioner, 965	75	.404"	87	A14-404	711-75	2711-75			
350	67	.404"	82	A14-404			811-67	2811-67	
360, 370	75	.404"	89	A14-404			811-75	2811-75	
	82	.404"	97	A14-404			811-82	2811-82	
	90	.404"	104	A14-404			811-90	2811-90	

	Длина (cm)	Шаг зубцов	Соединения	Ведущее колесо	R7 (1.6 mm)	R7 (2.0 mm)	R8 (1.6 mm)	R8 (2.0 mm)	R9
									
<b>WARATAH</b> HTH20/HTH626 HTH622 (optional) HTH24/HTH624 HTH26/HTH626 HTH22, HTH234 N.Z. FL35	28" 31" 36" 38" 32" 38" 40"	3/4" 3/4" 3/4" 3/4" 3/4" 3/4" 3/4"	45 48 57 59 52 59 60						WA28 WA31 WB36 WB38 WC32 WC38 H40
<b>VIKING</b> 520, 525 625, 630, 650 650	64 75 80	.404" .404" .404"	76 87 91	C11-404 C11-404 C11-404	701-64 701-75 701-80	2701-64 2701-75 2701-80			
<b>WOODKING</b> 400 550 650 Hultdins tensioner 650 F2 tensioner	48 64 75 80 75 88 100	.404" .404" .404" .404" .404" .404" .404"	59 74 85 89 85 97 109	C10-404 C11-404 C11-404 C11-404 C11-404 C12-404 C12-404	701-48 701-64 701-75 701-80 701-75 701-88 701-100	2701-48 2701-64 2701-75 2701-80 2701-75 2701-88 2701-100			

## Машинная цепь

Складской номер	Mått
B3	1.6 mm
B5	2.0 mm
G7	3/4"




## Цепь бензопилы

Складской номер	Mått	
A2	1.5 mm	3/8"
A3	1.6 mm	3/8"
K1	1.3 mm	.325"
K2	1.5 mm	.325"
K3	1.6 mm	.325"

## Носовое колесо .404" och 3/4"




Поставляется в комплекте с заклёпками.

Складской номер	Mått
12516	1.6 mm
12520	2.0 mm
19530	3/4" kompl. topp
09530	3/4"



# Ведущее колесо

## Модели

A	Складской номер	Количество зубцов
	A10-404	10
	A11-404	11
	A12-404	12
	A13-404	13
	A14-404	14
	AK13-404	13
	AK15-404	15
B	Складской номер	Количество зубцов
	B9-404	9
	B10-404	10
	B11-404	11
	B12-404	12
C	Складской номер	Количество зубцов
	C10-404	10
	C11-404	11
	C12-404	12
	C13-404	13
	C14-404	14
	C15-404	15
	C16-404	16
	C17-404	17

## Регулировочные шайбы

Складской номер	Тип оси	Толщина
B-050	B	0.5 mm
B-100	B	1.0 mm
C-050	C	0.5 mm
C-100	C	1.0 mm

# Пильная шина бензопилы

## Таблица рекомендаций

	Дюйм	См	Шаг зубцов	Ведущее соединение	1.3 mm	1.5 mm	1.6 mm
<b>AEG</b> KS30, KS 35, KS40, KSE35	15 16 18 20 15 16	38 40 45 50 38 40	3/8" 3/8" 3/8" 3/8" .325" .325"	56 60 66 72 63 67			15-NVO-63A 16-NVO-63A 18-NVO-63A 20-NVO-63A 15-NVO-63J 16-NVO-63J
<b>ALKO</b> KB5000	13 15 18	33 38 45	.325" .325" .325"	56 64 72	13-UOO-50J 15-UOO-50J 18-UOO-50J		
<b>ALPINA/CASTOR</b> A40E, PRO41, PRO45 P400, P450, P500, 540 540i, P550 700, C40E, CP47, CP65, 540A CP41, CP45, 800, PRO90, PRO120 P41, P45, 450, 600, 6001, P650  PRO700, PRO800, P700, P800, PRO750 70SERIES, PRO120, CP120, C706, PRO65 PRO66, CP65, CP66, CPA20, CP90 PRO20, PRO30, PRO90	13 15 16 18 20 15 16 18 15 16 17 18 20 20	33 38 40 45 50 38 40 45 38 40 43 45 50 50	.325" .325" .325" .325" .325" 3/8" 3/8" 3/8" 3/8" 3/8" 3/8" 3/8" 3/8" 3/8"	56 64 66 72 78 56 60 64 56 60 64 68 72 70	13-UOO-50J          16-NVO-50A       20-NVO-50A	15-UOO-58J 16-UOO-58J 18-UOO-58J 20-UOO-58J 15-UOO-58A 16-UOO-58A 18-UOO-58A 15-UAO-58A 16-UAO-58A 17-UAO-58A 18-UAO-58A 20-UAO-58A	
<b>BLITZ</b> B42, B45A, B54A, B46, B51  B50, B52, B55, B60, B64, B500 B501S, B502, B504, B600, B701S B702, B80, B800, B802, B804	15 16 16 18 20	38 40 40 45 50	.325" .325" 3/8" 3/8" 3/8"	64 66 60 68 70		15-UOO-58J 16-UOO-58J 16-USO-58A 18-USO-58A 20-USO-58A	
<b>DOLMAR</b> 105, 108, 109, 110, 111, 112, 113, 114 115, 116, 117, 118, 119, 120 SERIES PS6000, PS6000i, PS540  PS6400, PS7300, PS7900  PS9000, PS9010FL	13 15 16 18 20 15 16 18 16 17 18 20	33 38 40 45 50 38 40 45 40 43 45 50	.325" .325" .325" .325" .325" 3/8" 3/8" 3/8" 3/8" 3/8" 3/8" 3/8"	56 64 66 72 78 57 60 64 60 64 68 72	     16-UOO-50A 18-UOO-50A	13-UOO-58J 15-UOO-58J 16-UOO-58J 18-UOO-58J 20-UOO-58J 15-UOO-58A 16-UOO-58A 18-UOO-58A 16-UAO-58A 17-UAO-58A 18-UAO-58A 20-UAO-58A	

	Дюйм	См	Шаг зубцов	Ведущее соединение	1.3 mm	1.5 mm	1.6 mm
<b>ECHO</b> CS301, CS302, CS315, CS330, CS351 CS360, CS400, CS440, CS441, CS2800 CS2900, CS3000, CS3050, CS3450 CS3600, CS3900, CS4000, CS4010 CS4400 CS60S, CS451, CS452, CS500, CS510 CS550, CS600, CS601, CS602, CS610 CS650, CS660, CS701, CS702, CS750 CS802, CS803, CS900, CS1001, CS5500 CS5501, CS6700, CS6701, CS8000	13 15 16 18 20 16 20	33 38 40 45 50 40 50	.325" .325" .325" .325" .325" 3/8" 3/8"	56 64 66 72 78 60 70	16-UOL-50J 16-NUO-50A 20-NUO-50A	13-UOL-58J 15-UOL-58J 16-UOL-58J 18-UOL-58J 20-UOL-58J	
<b>FOLUX</b> F40, F42, F46, F50, F51 F150, F155  F5, F6, F7, F8, F50, F55A, F160 F165, F170A, F180A, CAMPERA 160	13 15 16 18 16 18 20	33 35 40 45 40 45 50	.325" .325" .325" .325" 3/8" 3/8" 3/8"	66 64 66 72 60 68 72		13-UOO-58J 15-UOO-58J 16-UOO-58J 18-UOO-58J 16-USO-58A 18-USO-58A 20-USO-58A	
<b>GRANJA</b> GR645, Gr755	13 15 18	33 35 45	.325" .325" .325"	56 64 72	13-UOO-50J 15-UOO-50J 18-UOO-50J		
<b>HOMELITE</b> XL MINI, SUPER XL MINI, XL 100 SERIES SUPER EZAD, 30, 130, 150, 200, 300 340, 350, C540, C550, E2250 SUPER EZ, XL76, 20AV, 23AV, 3300 3350, 3800, 3850, PS33, d3300, d3850 XL 100 SERIES  330, 350, 360, 400, 410, 450, 460 550, 650, 700, 750, 800, 825, 850 900, 922, 923, 925, 1050 SUPER XL, XL12, XL15, XL AUTO XL400, XL923, V1925, V922, V955	13 15 16 18 20 16 18 16 20	33 35 40 45 50 40 45 40 50	.325" .325" .325" .325" .325" 3/8" 3/8" 3/8" 3/8"	56 64 66 72 78 60 64 60 70	15-UOO-50J 18-UOO-50J 16-UOO-50A 18-UOO-50A 16-USO-50A 20-USO-50A	13-UOO-58J 15-UOO-58J 16-UOO-58J 18-UOO-58J 20-UOO-58J	

	Дюйм	См	Шаг зубцов	Ведущее соединение	1.3 mm	1.5 mm	1.6 mm
<b>HUSQVARNA</b>							
33,36, 40, 42, 44, 45, 49	13	33	.325"	56	13-UOO-50J	13-UOO-58J	
50, 51, 55, 57, 133, 140	15	35	.325"	64	15-UOO-50J	15-UOO-58J	
154, 234, 238, 240, 242	16	40	.325"	66	16-UOO-50J	16-UOO-58J	
246, 254, 257, 262, 340	18	45	.325"	72		18-UOO-58J	
351, 360, 261, 362	20	50	.325"	78		20-UOO-58J	
440, 444, EL1200, 1400	15	35	3/8"	56		15-UOO-58A	
1405, 1500, 1600, XP	16	40	3/8"	60	16-UOO-50A	16-UOO-58A	
RANCHER 50	18	45	3/8"	64	18-UOO-50A	18-UOO-58A	
61, 65, 66, 70, 77, 160	15	38	3/8"	56		15-UAO-58A	
161, 162, 181, 185, 260	16	40	3/8"	60		16-UAO-58A	
263, 266, 268, 272, 280	17	43	3/8"	64		17-UAO-58A	
285, 288, 298, 365, 371	18	45	3/8"	68		18-UAO-58A	
372, 395	20	50	3/8"	72	20-UAO-50A	20-UAO-58A	
390, 394, 480, 1100							
2100, 2101, 3120							
<b>ISEKI</b>							
YB501, YB601, YB701, YB801, YB901	13	33	.325"	56		13-UOO-58J	
	15	38	.325"	64		15-UOO-58J	
	16	40	.325"	66		16-UOO-58J	
	18	45	.325"	72		18-UOO-58J	
	20	50	.325"	78		20-UOO-58J	
	15	38	3/8"	56		15-UAO-58A	
	16	40	3/8"	60		16-UAO-58A	
	17	43	3/8"	64		17-UAO-58A	
	18	45	3/8"	68		18-UAO-58A	
	20	50	3/8"	72		20-UAO-58A	
<b>JOHN DEERE</b>							
56, 62	13	33	.325"	56		13-UOO-58J	
	15	38	.325"	64		15-UOO-58J	
	16	40	.325"	66		16-UOO-58J	
	18	45	.325"	72		18-UOO-58J	
	20	50	.325"	78		20-UOO-58J	
71, 81	16	40	3/8"	60		16-UAO-58A	
	17	43	3/8"	64		17-UAO-58A	
	18	45	3/8"	68		18-UAO-58A	
	20	50	3/8"	72		20-UAO-58A	

	Дюйм	См	Шаг зубцов	Ведущее соединение	1.3 mm	1.5 mm	1.6 mm
<b>JONSERED</b> 45, 49, 50, 51, 52, 370, 410 420, 425, 435, 450, 451, 452, 455 490, 510, 520, 521, 525, 535 2116EL, 520P, 590, 2050, 2051 2054, 2055, 2063  60, 61, 62, 621  625, 630, 630 SUPER, 670 670 WEST COAST, 2065, 2071, 2077 2083, 2094, 2095, 2165, 2171	13 15 16 18 20 15 16 18 16 18 20 15 16 17 18 20	33 38 40 45 50 38 40 45 40 45 50 38 40 43 45 50	.325" .325" .325" .325" .325" 3/8" 3/8" 3/8" 3/8" 3/8" 3/8" 3/8" 3/8" 3/8" 3/8" 3/8"	56 64 66 72 78 56 60 68 60 68 72 56 60 64 68 72	     16-UOO-50A 18-UOO-50A                20-UAO-50A	13-UOO-58J 15-UOO-58J 16-UOO-58J 18-UOO-58J 20-UOO-58J 15-UOO-58A 16-UOO-58A 18-UOO-58A 16-USO-58A 18-USO-58A 20-USO-58A 15-UAO-58A 16-UAO-58A 17-UAO-58A 18-UAO-58A 20-UAO-58A	
<b>MAKITA</b> DCS330S, DCS340S, DCS341, DCS390 DCS400, DCS401, 5012B, 5014B, 5014NB 5016NB, UC3500, UC4000, DCS430 DCS431, DCS5201, DCS540, DCS52001 DCS68001  DCS6400, DCS7300, DCS7900 DCS9000, DCS9010	13 15 16 18 16 18 15 16 17 18 20	33 38 40 45 40 45 38 40 43 45 50	.325" .325" .325" .325" 3/8" 3/8" 3/8" 3/8" 3/8" 3/8" 3/8"	56 64 66 72 60 64 56 60 64 68 72	     E16-UOO-50A E18-UOO-50A           E20-UAO-50A	E13-UOO-58J E15-UOO-58J E16-UOO-58J E18-UOO-58J  E15-UAO-58A E16-UAO-58A E17-UAO-58A E18-UAO-58A E20-UAO-58A	
<b>McCULLOCH</b> 1-10 - 10-10, 55, 555, 560, 605, 610 620, 645, 650, 655, 700, 800, 805 850, 1000, 5700, 8200, CP55, CP70, MAC120 DBL EAGLE, PROMAC, SILVER EAGLE, 3420 3270, SP60, SP70, SP80, TIMBER BEAR TITAN 50, 57, 70 TITAN 51, 55, 60, 70, MAC950, 960, 970  4600, 4700, 4900, 5000, PROMAC 40, 46	20     16 18 20 15 18	35     40 45 50 38 45	3/8"     3/8" 3/8" 3/8" .325" .325"	70     60 68 72 64 72	E20-RVV-50A          E15-UOO-50J E18-UOO-50J	E16-USO-58A E18-USO-58A E20-USO-58A	
<b>NAUTAC</b> 244, 246, 248, 252  149, 155, 170, 256, 2561	15 16 18 16 18	38 40 45 40 45	.325" .325" .325" 3/8" 3/8"	64 66 72 60 68		E15-UOO-58J E16-UOO-58J E18-UOO-58J E16-USO-58A E18-USO-58A	



	Дюйм	См	Шаг зубцов	Ведущее соединение	1.3 mm	1.5 mm	1.6 mm
<b>OLEO MAC/OLYMPIC EFCO</b>							
938, 941, 942, 945, 946, 940C, 951	13	33	.325"	56		E13-UOO-58J	
950, 950A, 956, 962, 142, 146, 151	15	38	.325"	64		E15-UOO-58J	
156, 162	16	40	.325"	66		E16-UOO-58J	
	18	45	.325"	72		E18-UOO-58J	
	20	50	.325"	78		E20-UOO-58J	
250A, 251, 251B, 252, 254, 261, 264	16	40	3/8"	60		E16-USO-58A	
271, 272, 284, 350, 355, 460, 480	18	45	3/8"	68		E18-USO-58A	
481, 482, 484, 492, 954, 980, DM-E300	20	50	3/8"	72		E20-USO-58A	
970, 980, E300, 170, 180							
971, 981	16	40	3/8"	60		E16-UAO-58A	
	17	43	3/8"	64		E17-UAO-58A	
	18	45	3/8"	68		E18-UAO-58A	
	20	50	3/8"	72		E20-UAO-58A	
<b>PARTNER</b>							
330, 350, 1601, 1602, 1610, 1611, 1612	15	38	3/8"	56		E15-UOO-58A	
1613, 1614, 1616, P SERIES, SPARTAN	16	40	3/8"	59	E16-UOO-50A	E16-UOO-58A	
EL1400, EL1450, EL1650, P48, P49	18	45	3/8"	64	E18-UOO-50A	E18-UOO-58A	
P360, P400, P405, P450, P465, P495	13	33	.325"	56	E13-UOO-50J	E13-UOO-58J	
P5000, P540, P545, P550, P605, P5000	15	38	.325"	64	E15-UOO-50J	E15-UOO-58J	
P5500, MINI FARMER	16	40	.325"	66		E16-UOO-58J	
	18	45	.325"	72	E18-UOO-50J	E18-UOO-58J	
	20	50	.325"	78		E20-UOO-58J	
550, 650, 1655, 2055, 7000, 7700	15	38	3/8"	56		E15-UAO-58A	
P55, P65, P70, P85, P100, 710	16	40	3/8"	60		E16-UAO-58A	
R16 THRU R523, S50, S55, S65	17	43	3/8"	64		E17-UAO-58A	
	18	45	3/8"	68		E18-UAO-58A	
	20	50	3/8"	72	E20-UAO-50A	E20-UAO-58A	
<b>POULAN</b>							
325	13	33	.325"	56		E13-UOO-58J	
	15	38	.325"	64	E15-UOO-50J	E15-UOO-58J	
	16	40	.325"	66	E16-UOO-50J	E16-UOO-58J	
	18	45	.325"	72	E18-UOO-50J	E18-UOO-58J	
	20	50	.325"	78		E20-UOO-58J	
<b>RED MAX</b>							
G390, G400AVS, G410AVS, G450AVS	13	33	.325"	56		E13-UOO-58J	
G455AVS, G3800	15	38	.325"	64		E15-UOO-58J	
	16	40	.325"	66		E16-UOO-58J	
	18	45	.325"	72		E18-UOO-58J	
	20	50	.325"	78		E20-UOO-58J	
G621AVS	16	40	3/8"	60	E16-NUO-50A		
	20	50	3/8"	70	E20-NUO-50A		
<b>REMINGTON (KOMATSU)</b>							
PL4, PL5, SL4, SL9, SL10, SL11	16	30	3/8"	60	E16-NOO-50A		
SL14, SL16, PL55, LOGGER, WOODSMAN	20	35	3/8"	70	E20-NOO-50A		

	Дюйм	См	Шаг зубцов	Ведущее соединение	1.3 mm	1.5 mm	1.6 mm
<b>RYOBI</b> CES5145, CES5650	13 15 16 18 20	33 38 40 45 50	.325" .325" .325" .325" .325"	56 64 66 72 78		E13-LOO-58J E15-LOO-58J E16-LOO-58J E18-LOO-58J E20-LOO-58J	
<b>SEARS</b> 35145, 35212, 35483, 35608, 35609 35721, 35727, 35728, 35826, 35829 35851, 35881, 35885, ELECTRICS 1983 FORWARD, 35887, 35889	16 20	40 50	3/8" 3/8"	60 70	E16-NOO-50A E20-NOO-50A		
<b>SHINDAIWA</b> 360, 366, 377, 400, 415, 416, 420, 440 450, 451, 480, 488, 500, 510, 560 YB501, YB601, YB701, YB495, YB691 YB377 550, 575, 577, 580, 680, 685 695, 757, 757C, 757W, YB801 YB901, YB1091	13 15 16 18 15 16 17 18 20	33 38 40 45 38 40 43 45 50	.325" .325" .325" .325" 3/8" 3/8" 3/8" 3/8" 3/8"	56 64 66 72 56 60 64 68 72	E13-LOO-50J        E20-UAO-50A	E15-LOO-58J E16-LOO-58J E18-LOO-58J E15-UAO-58A E16-UAO-58A E17-UAO-58A E18-UAO-58A E20-UAO-58A	
<b>SHINGU</b> SP411, SP411D, SP40000	15 18	38 45	.325" .325"	64 72	E15-UOO-50J E18-UOO-50J		
<b>SKIL</b> 1621, 1641	16 20	40 50	3/8" 3/8"	60 70	E16-NUO-50A E20-NUO-50A		
<b>SOLO</b> 634, 639, 641, 644, 645, 647, 651 651SP, 654  603, 662, 667, 670, 680, 690	13 15 16 18 20 15 16 17 18 20	33 38 40 45 50 33 40 43 45 50	.325" .325" .325" .325" .325" 3/8" 3/8" 3/8" 3/8" 3/8"	57 65 67 73 79 56 60 64 68 72	     E20-UAO-50A	E13-UOO-58J E15-UOO-58J E16-UOO-58J E18-UOO-58J E20-UOO-58J E15-UAO-58A E16-UAO-58A E17-UAO-58A E18-UAO-58A E20-UAO-58A	

	Дюйм	См	Шаг зубцов	Ведущее соединение	1.3 mm	1.5 mm	1.6 mm
<b>STIHL</b> 024, 026, 028, 029, 030, 031, 032, 034 036, 038, 039, 040, 041, 042, 044, 045 046, 048, 064, 066, E15, E20, E220 MS290, MS310, MS390, MS400, MS460	13 15 16 18 15 16 18 20	33 38 40 45 38 40 45 50	.325" .325" .325" .325" 3/8" 3/8" 3/8" 3/8"	56 63 67 74 56 60 66 72		E16-NVO-50A E20-NVO-50A	E13-NVO-63J E15-NVO-63J E16-NVO-63J E18-NVO-63J E15-NVO-63A E16-NVO-63A E18-NVO-63A E20-NVO-63A
<b>TANAKA</b> ECS415, ECS4000, ECV4501  650, ECS506, ECS650, ECS655, ECS505  <b>TOPSO</b> E500, E510, E511, E600, E601, E610 E611, E700, E710	13 15 16 18 20 16 20  16	33 38 40 45 50 40 50  40	.325" .325" .325" .325" .325" 3/8" 3/8"  3/8"	56 64 66 72 78 60 70  60		E16-NUO-50A E20-NUO-50A  E16-USO-58A	E13-UOL-58A E15-UOL-58A E16-UOL-58A E18-UOL-58A E20-UOL-58A
<b>VAP</b> 14F, 542, 68F  49, 50E, 55, 549, 553, 555, 570, 65F 69E, 70, 72F, 82F, 90F, 5535	13 15 16 18 20 16 20	33 35 40 45 50 40 50	.325" .325" .325" .325" .325" 3/8" 3/8"	56 64 66 72 78 60 72		E16-USO-58A E20-USO-58A	E13-UOO-58J E15-UOO-58J E16-UOO-58J E18-UOO-58J E20-UOO-58J E16-USO-58A E20-USO-58A
<b>ZENOAH</b> G41OAVS, G455AVS, G500AVS, G38 G46, G415AVS  G380AVS  G560AVS, G561AVS, G620AVS, G621AVS	13 15 16 18 20 13 15 16 18 20 20	33 35 40 45 50 33 38 40 45 50 50	.325" .325" .325" .325" .325" .325" .325" .325" .325" .325" 3/8"	56 64 66 72 78 56 64 66 72 78 70		E20-USO-50A	E13-UOO-58J E15-UOO-58J E16-UOO-58J E18-UOO-58J E20-UOO-58J E13-UOL-58J E15-UOL-58J E16-UOL-58J E18-UOL-58J E20-UOL-58J